



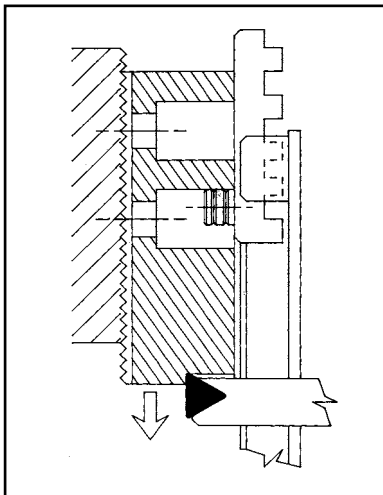
# Trueborer

## Jaw Boring-Turning Fixture for Power Chucks



- Quick clamping of top jaws to produce perfectly concentric bores or turned diameters
- Allows jaws to be bored or turned at the same clamping pressure required to hold the workpiece
- Only one operation even if through boring jaws
- Saves on jaw usage because of fine adjustment allowing minimal skimming of jaws
- No time wasted looking for, or turning clamping rings
- One Trueborer can be used on many chucks
- For grinding, boring or turning of soft or hard top jaws

Techleader Part No.	Best Suited For Chuck Diameter	Ring Internal Diameter	Ring External Diameter	Jaw Golt Diameter Range	Bolt Diameter	Weight Kg	Max Clamping Pressure
ES 16	125-200	100	180	30-250	13 & 16	4	8000 da N
ES 25	250-315	195	295	100-340	16	10	10000 da N
ES 42	400-600	310	420	180-550	18.5	20	13000 da N



Available in three sizes to cover chuck diameters from 125mm up to 600mm

### Operation

- Set top jaws on chuck master jaws to obtain required clamping diameter
- Rotate the back plate on the Trueborer to position the jaw slides so the boltheads can be inserted into the counterbore holes of the top jaws (make sure the bolts are in the correct hole on the slides).
- When in position continue to turn the backplate clockwise for boring or anti-clockwise for turning until it stops and is held tight and parallel against the top jaws.
- Clamp up chuck, Trueborer will hold jaws in required position of chuck stroke to bore or turn jaws under pressure.

### The Easiest Way to Bore Soft Jaws

