





















































Directory - Round dies, button dies for Swiss automatics, hexagon die nuts and bell form dies
Directorio - Cojinetes redondos, para tornos automáticos, hexagonales y de campana

		N		MS	Z		N	Z
Characteristics Características		  	  	  	  	  	  	  
								
		N5110	N5120	MS5120	Z5120	Z5120LL	N5220	Z5220
M 6g	DIN 13	242	242		243	243	256	256
M 6e	DIN 13		242				256	
M 6g LH	DIN 13	242	242					
MF 6g	DIN 13	244	244-246		244-245		257	
MF 6e	DIN 13		244-245					
MF 6g LH	DIN 13		244-246					
UNC	ANSI B1.1	247	247					
UNF	ANSI B1.1	248	248					
UNEF	ANSI B1.1		249					
UN	ANSI B1.1		249					
UNS	ANSI B1.1		249					
G (BSP)	DIN ISO 228		250	251	251			
G (BSP) LH	DIN ISO 228		250					
G (BSP) -0.1 mm	DIN ISO 228			251				
R (BSPT)	DIN EN 10226		252					
NPT	ANSI B1.20.1		253					
NPTF	ANSI B1.20.3		253					
PG	DIN 40430		254					
TR	DIN 103		254					
W (BSW)	BS 84	255	255					
W (BSW) LH	BS 84		255					

N	
 	  
	
N5310	N5420
258	261
259	
260	
260	

Pictographs - Pictogramas


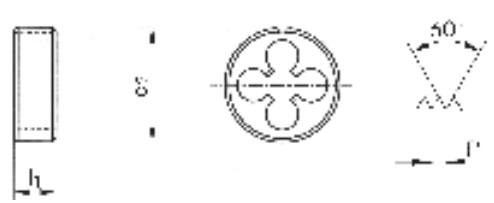




	HSS HSS
	HSSE HSSE
	1.25 chamfered threads 1.25 hilos de entrada
	1.75 chamfered threads 1.75 hilos de entrada
	2 chamfered threads 2 hilos de entrada
	Peeling cut from Ø 3 mm Entrada en hélice desde Ø 3 mm
	Peeling cut on both sides from Ø 3 mm Entrada en hélice de los 2 lados desde Ø 3 mm
	Number of flutes Números de ranuras
	Turned diameters Diámetro del torneado
	Nitrided ($d_1 \geq 3 \text{ mm}$, $P \geq 0.5 \text{ mm}$) Nitruración ($d_1 \geq 3 \text{ mm}$, $P \geq 0.5 \text{ mm}$)
	Die with 2 securing holes Cojinete con 2 agujeros de fijación
	Tolerance 6g Tolerancia 6g
	Tolerance 6e Tolerancia 6e
	Tolerance "Medium Class" Tolerancia "Medium Class"
	Tolerance A Tolerancia A
	Tapered thread 1:16 (NPT - NPTF - R) Rosca cónica 1:16 (NPT - NPTF - R)
	Left hand thread Rosca izquierda

N5110									N5110	N5120	N5120 LH	N5120
$\varnothing d_1$ M	P mm	d_2 mm	l_1 mm					ID	ID	ID	ID	$6g$ - mm
1	0.25	16.0	5.0	3		0.97		103851				
1.1	0.25	16.0	5.0	3		1.07		124659				
1.2	0.25	16.0	5.0	3		1.17		103852				
1.4	0.30	16.0	5.0	3		1.36		103853				
1.6	0.35	16.0	5.0	3		1.54		103855				
1.7	0.35	16.0	5.0	3		1.64		103856				
1.8	0.35	16.0	5.0	3		1.74		103857				
* 2	0.40	16.0	5.0	3		1.93	1.90	103864				
2.2	0.45	16.0	5.0	3		2.13		103867				
* 2.3	0.40	16.0	5.0	3		2.23		103869				
* 2.5	0.45	16.0	5.0	3		2.43	2.40	103872				
* 2.6	0.45	16.0	5.0	3	4	2.53		103876			* 103877	
3	0.50	20.0	5.0	3	4	2.92	2.90	103879	104067	104068		104066 0.030
3.5	0.60	20.0	5.0	3	4	3.41	3.38	103880	104071	104072		* 104070 0.030
4	0.70	20.0	5.0	3	4	3.91	3.87	103881	104114	104115		104113 0.035
4.5	0.75	20.0	7.0	4		4.40		103882	104117			
5	0.80	20.0	7.0	4	4	4.90	4.87	103883	104146	104147		104145 0.035
5.5	0.90	20.0	7.0	4		5.40		103884				
6	1.00	20.0	7.0	4	4	5.88	5.85	103885	104165	104166		104164 0.035
7	1.00	25.0	9.0	4	4	6.88		103886	104174	104175		
8	1.25	25.0	9.0	4	4	7.87	7.83	103887	104186	104187		104185 0.035
9	1.25	25.0	9.0	4		8.87		103888	104191			
10	1.50	30.0	11.0	4	4	9.85	9.82	103858	103953	103954		103952 0.035
12	1.75	38.0	14.0	4	4	11.83	11.80	103859	103973	103974		103972 0.035
14	2.00	38.0	14.0	4	4	13.82		103860	103989	103990		
16	2.00	45.0	18.0	4	4	15.82	15.79	103861	104003	104004		104002 0.035
18	2.50	45.0	18.0	5		17.79		103862	104015			
20	2.50	45.0	18.0	5	5	19.79		103878	104028	104029		
22	2.50	55.0	22.0	5		21.79			104035			
24	3.00	55.0	22.0	5	5	23.76			104043	104044		
27	3.00	65.0	25.0	5		26.76			104058			
30	3.50	65.0	25.0	5	5	29.73			104079	104080		
33	3.50	65.0	25.0	6		32.73			104089			
36	4.00	65.0	25.0	7		35.70			104100			
52	5.00	90.0	36.0	7		51.66			* 104155			

* N5110 / N5110 LH

≤ M1.4

6h

Z5120		NI		13 14 21			Z5120	Z5120 LL		
Z5120 LL		NI		13 14 15 21						
										
$\varnothing d_1$ M	P mm	d_2 mm	l_1 mm			$\rightarrow 6g \leftarrow$	ID	ID		
2	0.40	16.0	3.5	4	4	1.93	125269	105115		
2.5	0.45	16.0	5.0	4	4	2.43	104779	105116		
2.6	0.45	16.0	5.0	4		2.53	104780			
3	0.50	20.0	5.0	4	5	2.92	104788	105117		
3.5	0.60	20.0	5.0	4		3.41	104789			
4	0.70	20.0	5.0	4	5	3.91	104790	105118		
5	0.80	20.0	7.0	4	5	4.90	104792	105119		
6	1.00	20.0	7.0	4	5	5.88	104795	105120		
7	1.00	25.0	9.0	4		6.88	111424			
8	1.25	25.0	9.0	5	6	7.87	104798	105121		
10	1.50	30.0	11.0	5	6	9.85	104767	105122		
12	1.75	38.0	14.0	5	6	11.83	104770	105123		
14	2.00	38.0	14.0	5		13.82	104773			
16	2.00	45.0	18.0	5		15.82	104776			
18	2.50	45.0	18.0	5		17.79	104778			
20	2.50	45.0	18.0	5		19.79	104783			
22	2.50	55.0	22.0	6		21.79	* 104785			
24	3.00	55.0	22.0	6		23.76	104787			



								N5120	N5120 LH	N5120	Z5120	
N5120												
N5120 LH		LH										
N5120												
Z5120		NI										
$\varnothing d_1$ MF	P mm	d_2 mm	l_1 mm			$\rightarrow 6g \leftarrow$	$\rightarrow 6e \leftarrow$	ID	ID	ID	$6g$ - mm	ID
* 2	0.25	16.0	5.0	4		1.93		103863				
* 2.5	0.35	16.0	5.0	4		2.44		103871				
3	0.35	20.0	5.0	4		2.94		104064				
3.5	0.35	20.0	5.0	4		3.44		104069				
4	0.35	20.0	5.0	4		3.94		104108				
4	0.50	20.0	5.0	4		3.93		104110				
4.5	0.50	20.0	5.0	4		4.43		104116				
5	0.50	20.0	5.0	4	4	4.93	4.90	104141	104142	104140	0.030	104791
5	0.75	20.0	7.0	4		4.90		104143				
5.5	0.50	20.0	5.0	4		5.43		104148				
6	0.50	20.0	5.0	4		5.93		104159	104160			104793
6	0.75	20.0	7.0	4	4	5.90		104162	104163			104794
7	0.50	25.0	9.0	4	4	6.93		104169				
7	0.75	25.0	9.0	4		6.90	6.87	104171		* 104170	0.035	
8	0.50	25.0	9.0	5		7.93		104177				
8	0.75	25.0	9.0	4	4	7.90		104180				104796
8	1.00	25.0	9.0	4	4	7.88	7.85	104183	104184	104182	0.035	104797
9	0.50	25.0	9.0	5		8.93		104188				
9	0.75	25.0	9.0	5		8.90		104189				
9	1.00	25.0	9.0	5		8.88		104190				
10	0.50	30.0	11.0	5		9.93		103942				
10	0.75	30.0	11.0	5	5	9.90	9.87	103945		* 103944	0.035	104765
10	1.00	30.0	11.0	5	5	9.88	9.85	103948	103949	103947	0.035	104766
10	1.25	30.0	11.0	4		9.86		103950	103951			
11	0.75	30.0	11.0	5		10.90		103956				
11	1.00	30.0	11.0	5		10.88		103957				
11	1.25	30.0	11.0	5		10.87		103958				
12	0.50	38.0	10.0	5		11.93		103960				
12	0.75	38.0	10.0	5		11.90	11.87	103962		* 103961	0.035	
12	1.00	38.0	10.0	5	5	11.88	11.85	103965	103966	103964	0.035	104768
12	1.25	38.0	10.0	4		11.86		103967	103968			
12	1.50	38.0	10.0	4	5	11.85		103970	103971			104769
13	1.00	38.0	10.0	5		12.88		103976				





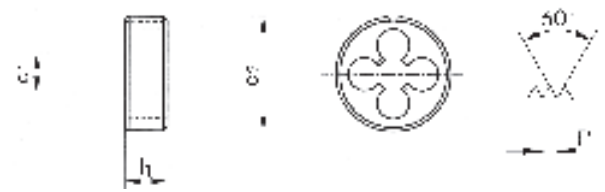






* N5110

P 0.25







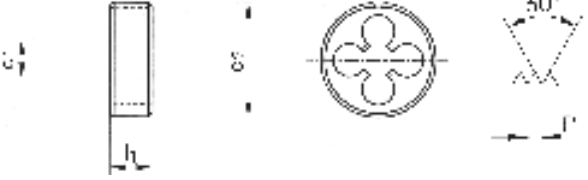






								N5120	N5120 LH	N5120	Z5120	
								1.75 x P	1.75 x P	1.75 x P	2 x P	
								6g	6g	6e	6g	
∅ d ₁ MF	P mm	d ₂ mm	l ₁ mm	N	Z	→6g←	→6e←	ID	ID	ID	6g - mm	ID
14	0.50	38.0	10.0	5		13.93		103977				
14	0.75	38.0	10.0	5		13.90		103979				
14	1.00	38.0	10.0	5	5	13.88		103981	103982			104771
14	1.25	38.0	10.0	5		13.86		103983	* 103984			
14	1.50	38.0	10.0	5	5	13.85		103986	103987			104772
15	1.00	38.0	10.0	5		14.88		103991				
15	1.50	38.0	10.0	5		14.85		103992				
16	1.00	45.0	14.0	5	5	15.88	15.85	103996	103997	* 103995	0.035	104774
16	1.25	45.0	14.0	5		15.87		103998				
16	1.50	45.0	14.0	5	5	15.85		104000	104001			104775
17	1.00	45.0	14.0	5		16.88		104005				
18	1.00	45.0	14.0	5		17.88		104008				
18	1.50	45.0	14.0	5	5	17.85		104011	104012			
18	2.00	45.0	14.0	5		17.82		104013				
19	1.00	45.0	14.0	6		18.88		104017				
20	1.00	45.0	14.0	6	6	19.88		104021	104022			104781
20	1.50	45.0	14.0	6	6	19.85		104024	104025			104782
20	2.00	45.0	14.0	6		19.82		104026	* 104027			
21	1.00	45.0	14.0	7		20.88		111386				
22	1.00	55.0	16.0	6		21.88		104030				
22	1.50	55.0	16.0	5	6	21.85		104032				
22	2.00	55.0	16.0	5		21.82		104034				
23	1.00	55.0	16.0	6		22.88		121704				
24	1.00	55.0	16.0	6		23.88		104037				
24	1.50	55.0	16.0	6	6	23.85		104039				
24	2.00	55.0	16.0	6		23.82		104041	104042			
25	1.00	55.0	16.0	6		24.88		104045				
25	1.50	55.0	16.0	6		24.85		104046				
26	1.00	55.0	16.0	7		25.88		104049				
26	1.50	55.0	16.0	6		25.85		104050	* 104051			
26	2.00	55.0	16.0	6		25.82		104052				
27	1.00	65.0	18.0	6		26.88		104053				
27	1.50	65.0	18.0	6		26.85		104054	* 104055			
27	2.00	65.0	18.0	6		26.82		104056				

<div style="display: flex; justify-content: space-between;"> <div style="width: 45%;"> <p>N5120 </p> <p>N5120 LH LH</p> </div> <div style="width: 45%;"> <p></p> <p></p> </div> </div>							N5120	N5120 LH		
$\varnothing d_1$ MF	P mm	d_2 mm	l_1 mm			$\rightarrow 6g \leftarrow$	ID	ID		
28	1.00	65.0	18.0	6	27.88		104060			
28	1.50	65.0	18.0	6	27.85		104061			
30	1.00	65.0	18.0	7	29.88		104073			
30	1.50	65.0	18.0	6	29.85		104074			
30	2.00	65.0	18.0	6	29.82		104076			
32	1.00	65.0	18.0	7	31.88		* 104081			
32	1.50	65.0	18.0	7	31.85		104082	* 104083		
32	2.00	65.0	18.0	7	31.82		* 104084			
33	1.50	65.0	18.0	7	32.85		104085			
33	2.00	65.0	18.0	7	32.82		104086			
33	3.00	65.0	25.0	7	32.76		* 104088			
34	1.50	65.0	18.0	7	33.85		104091			
35	1.50	65.0	18.0	8	34.85		104092	* 104093		
36	1.50	65.0	18.0	8	35.85		104095	* 104096		
36	2.00	65.0	18.0	8	35.82		104097	* 104098		
36	3.00	65.0	25.0	7	35.76		104099			
38	1.50	75.0	20.0	7	37.85		104101			
38	2.00	75.0	20.0	7	37.82		* 104103			
39	1.50	75.0	20.0	7	38.85		104104			
39	2.00	75.0	20.0	7	38.82		* 104105			
40	1.50	75.0	20.0	8	39.85		104118	* 104119		
40	2.00	75.0	20.0	7	39.82		104120			
42	1.50	75.0	20.0	8	41.85		104122			
42	3.00	75.0	20.0	8	41.76		104125			
45	1.50	90.0	22.0	7	44.85		104127			
45	2.00	90.0	22.0	7	44.82		104129			
48	1.50	90.0	22.0	8	47.85		104133	* 104134		
48	2.00	90.0	22.0	8	47.82		104135			
48	3.00	90.0	22.0	7	47.76		104137			
50	1.50	90.0	22.0	8	49.85		104150			
52	1.50	90.0	22.0	9	51.85		* 104151			
52	2.00	90.0	22.0	9	51.82		* 104152			
60	1.50	105.0	22.0	9	59.85		* 104167			
60	2.00	105.0	22.0	9	59.82		104168			

						N5110	N5120		
<p>N5110</p> 									
<p>N5120</p>  									
						 			
						 			
Ø" d ₁ UNC	P TPI	d ₂ mm	l ₁ mm			ID	ID		
1	64	16.0	5.0	3	1.79	103893			
2	56	16.0	5.0	4	2.12	103894			
3	48	16.0	5.0	4	2.44	103895			
4	40	16.0	5.0	4	2.76	103896			
5	40	20.0	5.0	4	3.09		104263		
6	32	20.0	7.0	4	3.41		104266		
8	32	20.0	7.0	4	4.07		104269		
10	24	20.0	7.0	4	4.71		104258		
12	24	20.0	7.0	4	5.37		104259		
1/4	20	20.0	7.0	4	6.22		104256		
5/16	18	25.0	9.0	4	7.80		104264		
3/8	16	30.0	11.0	4	9.37		104262		
7/16	14	30.0	11.0	4	10.95		104267		
1/2	13	38.0	14.0	4	12.52		111387		
9/16	12	38.0	14.0	4	14.10		104270		
5/8	11	45.0	18.0	4	15.68		104265		
3/4	10	45.0	18.0	5	18.84		104261		
7/8	9	55.0	22.0	5	22.00		104268		
1	8	55.0	22.0	5	25.16		104257		
1 1/4	7	65.0	25.0	6	31.49		104251		
1 1/2	6	75.0	30.0	6	37.81		104250		
2	4.5	90.0	36.0	7	50.45		* 104260		






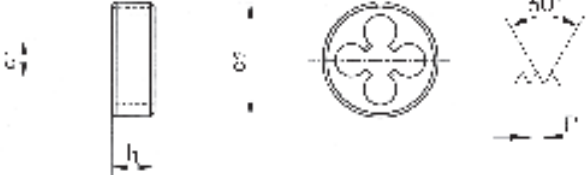








N5110  N5120  							N5110	N5120		
										
										
$\varnothing'' d_1$ UNF	P TPI	d_2 mm	l_1 mm				ID	ID		
0	80	16.0	5.0	3	1.47		103897			
1	72	16.0	5.0	3	1.79		103898			
2	64	16.0	5.0	4	2.12		103899			
3	56	16.0	5.0	4	2.44		103900			
4	48	16.0	5.0	4	2.77		103901			
5	44	20.0	5.0	4	3.10				104299	
6	40	20.0	5.0	4	3.42				104302	
8	36	20.0	7.0	4	4.08				104305	
10	32	20.0	7.0	4	4.73				104295	
12	28	20.0	7.0	4	5.38				104296	
1/4	28	20.0	7.0	4	6.24				104293	
5/16	24	25.0	9.0	4	7.82				104300	
3/8	24	30.0	11.0	4	9.41				104298	
7/16	20	30.0	11.0	5	10.98				104303	
1/2	20	38.0	10.0	5	12.56				104292	
9/16	18	38.0	10.0	5	14.14				104306	
5/8	18	45.0	14.0	5	15.73				104301	
3/4	16	45.0	14.0	6	18.89				104297	
7/8	14	55.0	16.0	5	22.05				104304	
1	12	55.0	16.0	6	25.21				104294	
1 1/4	12	65.0	18.0	7	31.56				104289	
1 1/2	12	75.0	20.0	7	37.91				111390	

UNEF, UNS, UN

ANSI B1.1

HSS



N5120  						N5120	
							
							
							
Ø" d ₁ UNEF	P TPI	d ₂ mm	l ₁ mm		 →2A←	ID	
12	32	20.0	7.0	4	5.39	104278	
1/4	32	20.0	7.0	4	6.25	104275	
5/16	32	25.0	9.0	4	7.84	104283	
3/8	32	30.0	11.0	4	9.42	104282	
7/16	28	30.0	11.0	5	11.00	104285	
1/2	28	38.0	10.0	5	12.59	104274	
9/16	24	38.0	10.0	5	14.17	104287	
5/8	24	45.0	14.0	5	15.75	104284	
11/16	24	45.0	14.0	5	17.34	104277	
3/4	20	45.0	14.0	5	18.91	104281	
13/16	20	45.0	14.0	6	20.50	* 104279	
7/8	20	55.0	16.0	5	22.09	104286	
1	20	55.0	16.0	6	25.26	104276	
1 3/8	18	65.0	18.0	8	34.78	* 104273	
Ø" d ₁ UNS	P TPI	d ₂ mm	l ₁ mm		 →2A←	ID	
1/4	40	20.0	5.0	4	6.26	104309	
1/4	36	20.0	5.0	4	6.26	104308	
7/16	24	30.0	11.0	5	10.99	104311	
1/2	24	38.0	10.0	5	12.58	104307	
1	14	55.0	16.0	6	25.23	104310	
Ø" d ₁ UN	P TPI	d ₂ mm	l ₁ mm		 →2A←	ID	
1 1/8	8	65.0	25.0	5	28.33	104246	
1 1/4	8	65.0	25.0	6	31.51	104245	
1 1/2	8	75.0	20.0	7	37.85	104244	
1 3/4	8	90.0	22.0	7	44.20	104247	



						N5120	N5120 LH		
<p>N5120</p> <p>N5120 LH</p>									
\varnothing " d_1	P	d_2	l_1			ID	ID		
G	TPI	mm	mm		$\rightarrow A \leftarrow$				
1/8	28	30.0	11.0	5	9.62	103926			
1/4	19	38.0	10.0	5	13.03	103924	103925		
3/8	19	45.0	14.0	5	16.54	103935	103936		
1/2	14	45.0	14.0	6	20.81	103922	103923		
5/8	14	55.0	16.0	5	22.77	103938			
3/4	14	55.0	16.0	6	26.30	103933	103934		
7/8	14	65.0	18.0	6	30.06	103940			
1	11	65.0	18.0	7	33.07	103928	* 103929		
1 1/8	11	75.0	20.0	7	37.72	* 103919			
1 1/4	11	75.0	20.0	8	41.73	103918			
1 3/8	11	90.0	22.0	7	44.14	* 103921			
1 1/2	11	90.0	22.0	8	47.62	103917			
2	11	105.0	22.0	9	59.43	103932			
2 1/2	11	120.0	22.0	10	74.97	103930			

G DIN ISO 228 (BSP)

Z
HSSE

MS
HSS



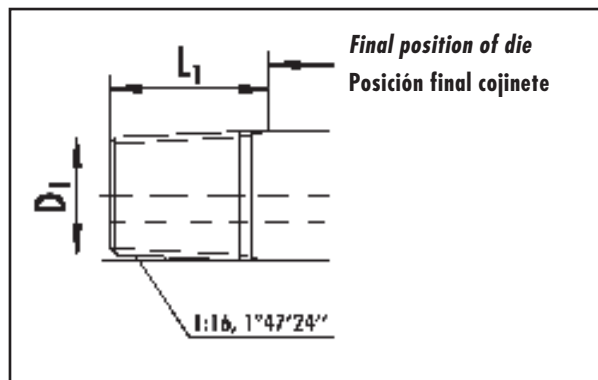
Z5120	NI	13, 14, 21	Z5120	MS5120	MS5120				
MS5120		62, 63							
MS5120		62, 63							
			2 x P	1.25 x P	1.25 x P				
			A	A	A -0.1 mm				
$\varnothing'' d_1$ G	P TPI	d_2 mm	l_1 mm	Z	MS	$\rightarrow A \leftarrow$	ID	ID	ID
1/8	28	30.0	11.0	5	5	9.62	104761	101339	* 142831
1/4	19	38.0	10.0	5	5	13.03	104760	101338	* 142832
3/8	19	45.0	14.0	5	5	16.54	104764	101342	119716
1/2	14	45.0	14.0	6	6	20.81	104759	101337	119243
3/4	14	55.0	16.0	6	6	26.30	104763	101341	119648
1	11	65.0	18.0	8	7	33.07	104762	101340	135186
1 1/2	11	90.0	22.0		8	47.62		* 142830	
















<p>N5120</p>	<p>N5120</p>				
<p>$\varnothing'' d_1$ R</p>	<p>P TPI</p>	<p>d_2 mm</p>	<p>l_1 mm</p>		<p>ID</p>
1/8	28	30.0	11.0	5	104226
1/4	19	38.0	14.0	5	104225
3/8	19	45.0	14.0	5	104230
1/2	14	45.0	18.0	6	104224
3/4	14	55.0	22.0	6	104229
1	11	65.0	25.0	7	104227

Turning dimensions for R threads (in mm)

Dimensiones de torneado para roscas R (en mm)

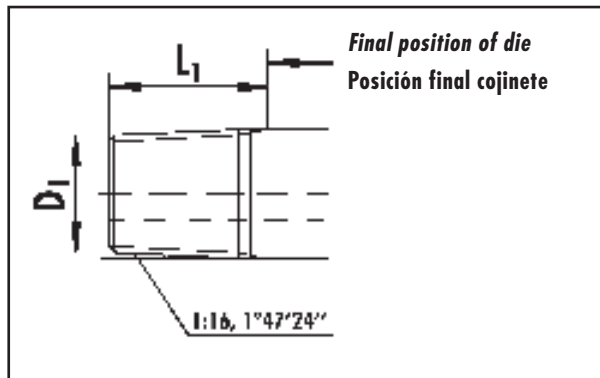


\varnothing'' R	D_1 mini mm	D_1 maxi mm	D_1 (guide line) mm	L_1 (guide line) mm
1/8	9.422	9.534	9.48	8.2
1/4	12.700	12.863	12.78	12.1
3/8	16.181	16.343	16.26	12.5
1/2	20.330	20.555	20.44	16.4
3/4	25.735	25.960	25.85	17.7
1	32.455	32.743	32.60	20.9










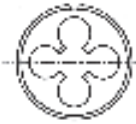







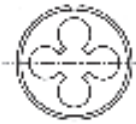






N5120			N5120	N5120		
N5120			NPT	NPTF		
						
						
$\varnothing'' d_1$ NPT, NPTF	P TPI	d_2 mm	l_1 mm		ID	ID
1/16	27	25.0	9.0	4	104194	* 104204
1/8	27	30.0	11.0	5	104197	* 104207
1/4	18	38.0	14.0	5	104196	* 104206
3/8	18	45.0	14.0	5	104201	* 104211
1/2	14	45.0	18.0	6	104195	* 104205
3/4	14	55.0	22.0	6	104200	
1	11.5	65.0	25.0	7	104198	* 104208
1 1/4	11.5	75.0	26.0	8	104193	

Turning dimensions for NPT and NPTF threads (in mm)

Dimensiones de torneado para roscas NPT y NPTF (en mm)




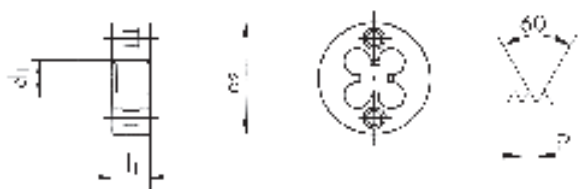







\varnothing'' NPT	D_1 mini mm	D_1 maxi mm	D_1 (guide line) mm	L_1 (guide line) mm	\varnothing'' NPTF	D_1 mini mm	D_1 maxi mm	D_1 (guide line) mm	L_1 (guide line) mm
1/16	7.521	7.643	7.58	8.4	1/16	7.525	7.617	7.57	8.4
1/8	9.866	9.988	9.93	8.5	1/8	9.870	9.962	9.92	8.5
1/4	13.099	13.255	13.18	12.7	1/4	13.129	13.215	13.17	12.7
3/8	16.518	16.674	16.60	12.9	3/8	16.548	16.634	16.59	12.9
1/2	20.551	20.713	20.63	16.8	1/2	20.617	20.703	20.66	16.8
3/4	25.866	26.028	25.95	17.1	3/4	25.932	26.018	25.98	17.1
1	32.419	32.591	32.51	21.3	1	32.475	32.561	32.52	21.3
1 1/4	41.144	41.316	41.23	21.9					

N5120							
N5120							
 		 					
    							
$\varnothing d_1$ PG	P TPI	d_2 mm	l_1 mm			ID	
7	20	38.0	10.0	5	12.40	104220	
9	18	38.0	10.0	5	15.10	104221	
11	18	45.0	14.0	5	18.50	104212	
13.5	18	45.0	14.0	6	20.30	104213	
16	18	55.0	16.0	5	22.40	104214	
21	16	65.0	18.0	6	28.15	104215	
29	16	65.0	18.0	8	36.85	104216	
36	16	90.0	22.0	8	46.85	104217	
42	16	90.0	22.0	10	53.85	* 104218	
48	16	105.0	22.0	9	59.15	104219	
    							
$\varnothing d_1$ TR	P mm	d_2 mm	l_1 mm			ID	
* 10	2	38.0	14.0	4	9.91	104231	
12	3	38.0	14.0	4	11.88	104232	
16	4	45.0	18.0	4	15.85	104234	
18	4	45.0	18.0	5	17.85	* 104235	
20	4	55.0	22.0	5	19.85	* 104236	
24	5	65.0	25.0	5	23.83	* 104238	
26	5	65.0	25.0	5	25.83	* 104239	
28	5	65.0	25.0	5	27.83	* 104240	
32	6	65.0	25.0	6	31.81	* 104242	
36	6	65.0	25.0	6	35.81	* 104243	
*							




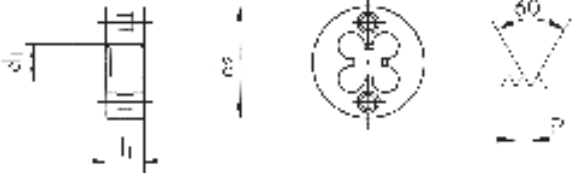





						N5110	N5120	N5120 LH	
<p>N5110</p> <p>N5120</p> <p>N5120 LH</p>									
						MC	MC	MC	
Ø" d ₁ W	P TPI	d ₂ mm	l ₁ mm			ID	ID	ID	
3/32	48	16.0	5.0	4	2.30	* 103903			
1/8	40	20.0	5.0	4	3.09		104320		
5/32	32	20.0	7.0	4	3.88		104333		
3/16	24	20.0	7.0	4	4.66		104325		
1/4	20	20.0	7.0	4	6.24		104318		
5/16	18	25.0	9.0	4	7.82		104331		
3/8	16	30.0	11.0	4	9.40		104329		
7/16	14	30.0	11.0	4	10.98		104336		
1/2	12	38.0	14.0	4	12.56		104316		
5/8	11	45.0	18.0	4	15.72		104334	* 104335	
3/4	10	45.0	18.0	5	18.89		104327	* 104328	
7/8	9	55.0	22.0	5	22.10		104338		
1	8	55.0	22.0	5	25.27		104322		
1 1/8	7	65.0	25.0	5	28.44		* 104314		
1 3/8	6	65.0	25.0	6	34.77		* 104315		
2	4.5	90.0	36.0	7	50.62		* 104324		



							N5220	N5220	Z5220			
												
												
$\varnothing d_1$ M	P mm	d_2 mm	l_1 mm				ID	ID $6g$ - mm	ID			
1.4	0.30	16.0	2.6	4	1.36		104346					
1.6	0.35	16.0	2.6	4	1.54		104347					
1.7	0.35	16.0	2.6	4	1.64		104348					
2	0.40	16.0	3.5	4	1.93	1.90	104367					
2.3	0.40	16.0	3.5	4	2.23		104369					
2.5	0.45	16.0	3.5	4	2.43	2.40	104371	104370 0.030	104803			
2.6	0.45	16.0	3.5	4	2.53		104372					
3	0.50	16.0	3.5	4	2.92	2.90	104375	104374 0.030	104804			
3.5	0.60	16.0	4.0	4	3.41		104376					
4	0.70	16.0	5.0	4	3.91	3.87	104380	104379 0.035	104805			
5	0.80	20.0	7.0	4	4.90	4.87	104384	104383 0.035	104806			
6	1.00	20.0	7.0	4	5.88	5.85	104388	104387 0.035	104807			
7	1.00	25.0	7.0	4	6.88		104392					
8	1.25	25.0	9.0	4	7.87	7.83	104397	104396 0.035	104808			
10	1.50	30.0	11.0	6	9.85	9.82	104354	104353 0.035				
12	1.75	30.0	11.0	6	11.83		104358					

≤ M1.4 



N5220   						N5220	
							
							
							
$\varnothing d_1$ MF	P mm	d_2 mm	l_1 mm			ID	
3	0.35	16.0	3.0	4	2.94	104373	
4	0.35	16.0	3.5	4	3.94	* 104377	
4	0.50	16.0	4.0	4	3.93	104378	
5	0.50	20.0	5.0	4	4.93	104382	
6	0.50	20.0	5.0	4	5.93	104385	
6	0.75	20.0	7.0	4	5.90	104386	
7	0.50	25.0	7.0	4	6.93	* 104389	
7	0.75	25.0	7.0	4	6.90	104390	
8	0.75	25.0	7.0	4	7.90	104394	
8	1.00	25.0	7.0	4	7.88	104395	
10	0.75	30.0	7.0	6	9.90	* 104350	
10	1.00	30.0	7.0	6	9.88	104351	
10	1.25	25.0	9.0	6	9.86	104352	
12	1.00	30.0	7.0	6	11.88	104355	
12	1.50	30.0	11.0	6	11.85	104356	
14	1.00	35.0	10.0	6	13.88	104359	
14	1.50	35.0	10.0	6	13.85	* 104360	



N5310						N5310			
$\varnothing d_1$ M	P mm	s mm	l_1 mm			ID			
3	0.50	18.0	5.0	3	2.92	104464			
3.5	0.60	18.0	5.0	3	3.41	* 104465			
4	0.70	18.0	5.0	3	3.91	104478			
4.5	0.75	18.0	7.0	3	4.41	* 104479			
5	0.80	18.0	7.0	4	4.90	104487			
6	1.00	18.0	7.0	4	5.88	104493			
7	1.00	21.0	9.0	4	6.88	* 104497			
8	1.25	21.0	9.0	4	7.87	104502			
9	1.25	21.0	9.0	5	8.87	* 104503			
10	1.50	27.0	11.0	4	9.85	104438			
11	1.50	27.0	11.0	5	10.85	* 104439			
12	1.75	36.0	14.0	4	11.83	104443			
14	2.00	36.0	14.0	4	13.82	104445			
16	2.00	41.0	18.0	4	15.82	104447			
18	2.50	41.0	18.0	5	17.79	104450			
20	2.50	41.0	18.0	5	19.79	104453			
22	2.50	50.0	22.0	5	21.79	104456			
24	3.00	50.0	22.0	5	23.76	104459			
27	3.00	60.0	25.0	5	26.76	104463			
30	3.50	60.0	25.0	5	29.73	104468			
33	3.50	60.0	25.0	6	32.73	* 104471			
36	4.00	60.0	25.0	6	35.70	104474			
48	5.00	85.0	36.0	7	47.66	* 104486			
52	5.00	85.0	36.0	8	51.66	* 104489			

N5310						N5310			
$\varnothing d_1$ MF	P mm	s mm	l_1 mm			ID			
6	0.75	18.0	7.0	4	5.90	* 104492			
8	0.75	21.0	9.0	4	7.90	* 104500			
8	1.00	21.0	9.0	4	7.88	* 104501			
10	1.00	27.0	11.0	5	9.88	* 104436			
12	1.00	36.0	10.0	4	11.88	* 104440			
12	1.25	36.0	10.0	4	11.86	* 104441			
14	1.50	36.0	10.0	5	13.85	* 104444			
16	1.50	41.0	14.0	5	15.85	* 104446			
18	1.50	41.0	14.0	5	17.85	* 104448			
18	2.00	41.0	14.0	5	17.82	* 104449			
20	1.50	41.0	14.0	6	19.85	* 104451			
22	1.50	50.0	16.0	5	21.85	* 104454			
24	1.50	50.0	16.0	6	23.85	* 104457			
27	1.50	60.0	18.0	6	26.85	* 104461			
27	2.00	60.0	18.0	6	26.82	* 104462			
30	1.50	60.0	18.0	6	29.85	* 104466			
30	2.00	60.0	18.0	6	29.82	* 104467			
33	1.50	60.0	18.0	7	32.85	* 104469			
33	2.00	60.0	18.0	7	32.82	* 104470			
38	1.50	70.0	20.0	8	37.85	* 104475			
39	1.50	70.0	20.0	8	38.85	* 104476			
40	1.50	70.0	20.0	8	39.85	* 104480			
45	1.50	85.0	22.0	7	44.85	* 104483			
64	2.00	115.0	22.0	8	63.82	* 104495			

<p>N5310 </p>							N5310			N5310
<p>N5310 </p>										
\varnothing'' G	P TPI	s mm	l₁ mm			$\rightarrow \leftarrow$	ID			
1/8	28	27.0	11.0	4		9.62	104429			
1/4	19	36.0	10.0	5		13.03	104428			
3/8	19	41.0	14.0	5		16.54	104433			
1/2	14	41.0	14.0	6		20.81	104427			
5/8	14	50.0	16.0	6		22.77	* 104434			
3/4	14	50.0	16.0	6		26.30	104432			
7/8	14	60.0	18.0	6		30.06	* 104435			
1	11	60.0	18.0	7		33.07	104430			
1 1/8	11	70.0	20.0	7		37.72	* 104424			
1 1/4	11	70.0	20.0	9		41.73	* 104423			
1 3/8	11	85.0	22.0	7		44.14	* 104426			
1 1/2	11	85.0	22.0	8		47.62	* 104422			
1 3/4	11	100.0	22.0	8		53.57	* 104425			
2	11	100.0	22.0	9		59.43	* 104431			
\varnothing'' W	P TPI	s mm	l₁ mm			$\rightarrow \leftarrow$	ID			
1/8	40	18.0	5.0	3		3.09	* 104512			
3/16	24	18.0	7.0	3		4.66	* 104515			
7/16	14	27.0	11.0	5		10.98	* 104520			
1/2	12	36.0	14.0	4		12.56	* 104510			
9/16	12	36.0	14.0	4		14.14	* 104522			
7/8	9	50.0	22.0	5		22.10	* 104521			
1	8	50.0	22.0	6		25.27	* 104513			
1 1/8	7	60.0	25.0	5		28.44	* 104506			
1 3/8	6	60.0	25.0	6		34.77	* 104508			
1 1/2	6	70.0	30.0	6		37.95	* 104504			
1 3/4	5	85.0	36.0	6		44.28	* 104507			
2	4.5	85.0	36.0	7		50.63	* 104514			