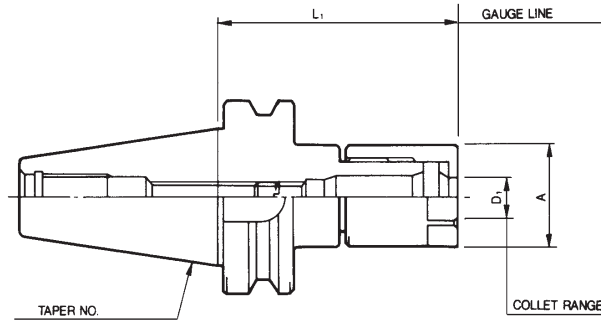




# Double Angle Collet Chucks

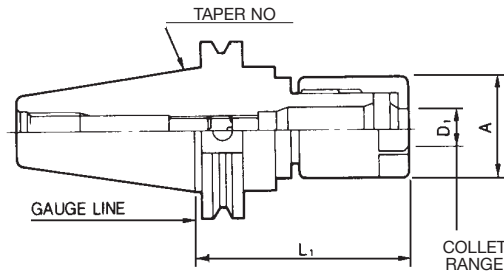
## BT & CT Flange Tools

For use with Double Angle style collets. See pages 3-5 and 3-6 for collet information.



### BT

Taper	Order No.	Device Type	D <sub>1</sub> (in)	L <sub>1</sub> (in)	A (in)
30	475-430	BT30 - C300 - 60	0.031 - 0.250	2.36	0.8255
30	475-420	BT30 - C200 - 60	0.046 - 0.375	2.36	1.25
30	475-410	BT30 - C100 - 100	0.046 - 0.562	3.94	1.06
30	475-418	BT30 - C180 - 75	0.046 - 0.750	2.95	1.85
35	475-030*	BT35 - C300 - 60	0.031 - 0.250	2.36	0.8255
35	475-010*	BT35 - C100 - 90	0.046 - 0.562	3.54	1.0600
40	475-130	BT40 - C300 - 65	0.031 - 0.250	2.55	0.8255
40	475-120	BT40 - C200 - 65	0.046 - 0.375	2.55	1.2500
40	475-110	BT40 - C100 - 90	0.046 - 0.562	3.54	1.0600
40	475-118	BT40 - C180 - 75	0.046 - 0.750	2.95	1.8500



### CT

Taper	Order No.	Device Type	D <sub>1</sub> (in)	L <sub>1</sub> (in)	A (in)
40	476-130	CT40 - C300 - 2.50	0.031 - 0.250	2.50	0.8255
40	476-120	CT40 - C200 - 2.50	0.046 - 0.375	2.50	1.2500
40	476-110	CT40 - C100 - 3.25	0.046 - 0.562	3.25	1.0600
40	476-118	CT40 - C180 - 3.00	0.046 - 0.750	3.00	1.8500

\* While stock is still available.

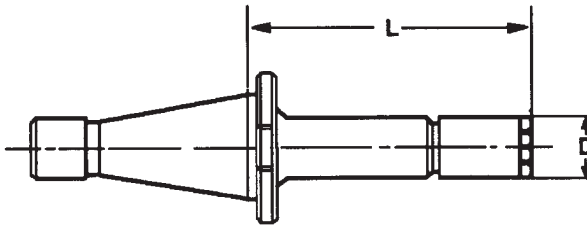


# NMTB Double Angle Collet Chucks & Extensions

## NMTB Flange Tools

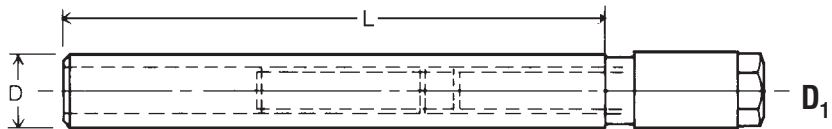
NMTB tool holders are qualified for use with Erickson QC spindles.

For Double Angle Collets, see pages 3-5 and 3-6.



## NMTB

Taper	Order No.	Device Type	D <sub>1</sub> (in)	L <sub>1</sub> (in)	A (in)
30	676-020	NMTB30QC - C200-2.50	0.046 - 0.375	2.50	1.250
30	676-010	NMTB30QC - C100-2.75	0.046 - 0.562	2.75	1.060
30	676-018	NMTB30QC - C180-3.00	0.046 - 0.750	3.00	1.850
40	676-230	NMTB40QC - C300-2.50	0.031 - 0.250	2.50	0.825
40	676-220	NMTB40QC - C200-2.50	0.046 - 0.375	2.50	1.250
40	676-210	NMTB40QC - C100-2.75	0.046 - 0.562	2.75	1.060
40	676-218	NMTB40QC - C180-3.00	0.046 - 0.750	3.00	1.850



## Double Angle Collet Extensions

To ensure long life of accuracy and durability, the Techleader Double Angle Tool Extensions are manufactured utilizing the latest technology of heat treat and processing, combined with high quality carbon steel. The product is hardened and tempered with a high degree of accuracy outlasting our competitors and making us No. 1 in quality and precision.



## EXTENSIONS

Order No.	Range D <sub>1</sub> (in)	Collet	D (in)	L (in)	Order No.
030-000	0.031 - 0.250	300DA	1/2	5-1/2	030-000-NI
030-000S	0.031 - 0.250	300DA	1/2	3.60"	030-000-NI
030-001S	0.031 - 0.250	300DA	5/8	3.75"	030-000-NI
020-000	0.047 - 0.375	200DA	3/4	5-1/2	020-000-NI
020-000S	0.047 - 0.375	200DA	5/8	3.75"	020-000-NI
020-001S	0.047 - 0.375	200DA	3/4	3.80"	020-000-NI
010-000	0.047 - 0.562	100DA	1	5-1/2	010-000-NI
010-000S	0.047 - 0.562	100DA	1	4.00"	010-000-NI
018-000	0.047 - 0.750	180DA	1-1/4	5-1/2	018-000-NI
018-001	0.047 - 0.750	180DA	1	6.20"	018-000-NI

## NUTS